

2019 ANNUAL DISTRICT BULLETIN



Whitefish Bay

SCHOOL DISTRICT

An Exceptional Place to Learn



TABLE OF CONTENTS

Welcome Message.	3
Teaching & Learning and Special Education & Pupil Services	4
Technology	7
Business Services	8
Building and Grounds	12
Recreation & Community Education.	13
Cumberland Elementary	14
Richards Elementary	15
Middle School	16
High School	17
Athletics	18
Activities	19
Annual Meeting	20

Whitefish Bay School District Board of Education



Seated left to right:

W. Brett Christiansen, Treasurer
Sandy Saltzstein, President
Kristin Bencik-Boudreau, Vice-President & Clerk

Standing left to right:

Pamela Woodard
Anne Berleman Kearney
Kristin Yunker
Douglas Armstrong



Whitefish Bay
SCHOOL DISTRICT

FOCUS PLAN

OUR VISION

The School District of Whitefish Bay, in partnership with families and community, is student-centered with a tradition of educational excellence. We will build upon this tradition by:

Empowering students with the knowledge, skills, and character necessary to thrive in a changing, global society.

Respecting the diversity of our students and engaging them as individual learners in an innovative learning community.

Addressing the needs of the whole child in a caring, inclusive environment.

OUR GOALS

Academic Achievement & Engaging 21st Century Learning

Every student will meet or exceed comprehensive learning standards to promote future success within our global society.

Supportive Environment & Whole Child Development

Every student will experience a caring, inclusive learning environment that supports the development of the whole child with balanced attention to physical, social, emotional, and intellectual well-being.



Whitefish Bay School District

Dr. John W. Thomsen
District Administrator



Welcome Message – Our 2019 Annual School District Bulletin summarizes the efforts and results of our entire school community. Thank you for your ongoing support and pride in the School District of Whitefish Bay.

Equity and Excellence – All means all and each and every learner deserves a school they feel is theirs and meets their learning needs. We are committed to meeting each student where they are at and respecting the diversity of all.



Relationships Matter - By mentoring students and partnering with families we work to ensure each and every student pursues high levels of learning, engages deeply in and owns their learning, chooses to engage in community service beyond themselves, and pursues their passions both in and out of the classroom.

High Achievement and Whole Child - Our District continues to be known as one of the very best PreK-12th grade public school districts in Wisconsin and the nation. We also remain committed to nurturing and developing the whole child. Focus on achievement and whole child ensures our students are ready for their next level of learning and find meaning in their learning and their pursuits of passion.

Visioning for the Future – The District is embarking on a facility visioning process that will reconfigure larger and common spaces to enhance 21st century learning. Our Seven Thriving Dispositions are “ways of being” that are transferable to current and future work settings.

Safety for All - Proactively managing our schools, ensuring all staff and students are trained and ready to respond to a wide range of events, ensuring each student has trusting adults in school, attending to the social and emotional development of all students, and fostering improved levels of communication better positions all to be safe.

Our schools are exceptional places to learn for all. We hope you enjoy your review of our Annual Bulletin, and we look forward to continuing to serve the Whitefish Bay school community for years to come.

Yours in Education,

Dr. John W. Thomsen
District Administrator

An Exceptional Place to Learn: By the Numbers

100%

Significantly Exceed Expectations on the 2017-18 WI School Report Card: 100% of Schools and District

Enrollment: 2992 Students

Our Team:

310 Total Staff Members

69% 5

Teachers with a master's degree or higher

National Board Certified Teachers

95.7%

Student Attendance Rate

ACT: 2018 ACT Composite: 25.5

AP ACT above 25: 18 years straight

Scores 3+:

88.9%

Exams Taken

648

90+%

College Bound



Teaching & Learning Services Special Education & Pupil Services

Maria Kucharski
Director of Teaching & Learning Services

Dr. Stacy Gahan
Director of Special Education & Pupil Services



EQUITY AND EXCELLENCE - ACADEMIC ACHIEVEMENT

Our District, schools, and students continue to excel in our state and beyond. The District and school state accountability report cards are ongoing examples of this.

WHITEFISH BAY SCHOOL DISTRICT REPORT CARD RESULTS FOR THE 2017-2018 SCHOOL YEAR

All Schools Earned Significantly Exceeds Expectations

90.1

District's rating is the highest among K-12 districts in the State

88.3

Cumberland Elementary



86.8

Richards Elementary



88.5

Whitefish Bay Middle School

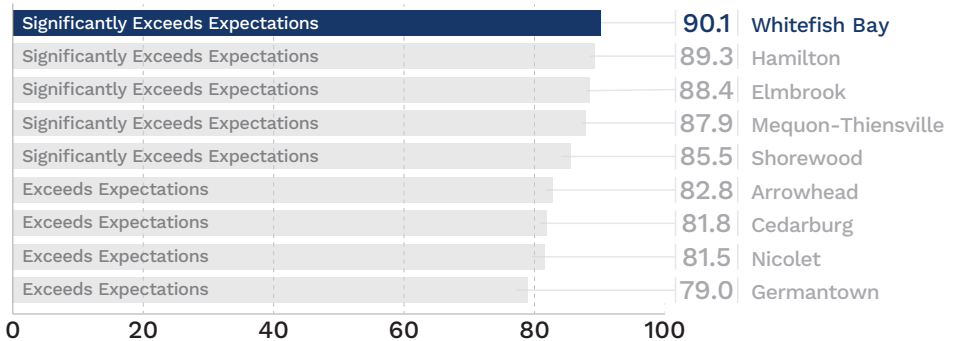


95.3

Whitefish Bay High School



TOP ACHIEVING K-12 DISTRICT





Top Rated 2019 District & High School in Wisconsin

According to Niche <https://www.niche.com/k12/d/school-district-of-whitefish-bay-wi/>

The School District of Whitefish Bay
- Top rated school district in Wisconsin

Whitefish Bay High School
- Top rated public high school in Wisconsin

A+ Overall Rating
A+ Academic Rating
A+ College Preparation

EQUITY AND EXCELLENCE - WHOLE CHILD DEVELOPMENT

Our community values learning experiences not always easily measured. These learning experiences include a focus on our seven thriving dispositions, whole child development, and social-emotional learning.



THE SEVEN THRIVING DISPOSITIONS

- Critical Thinking and Problem Solving
- Agility and Adaptability
- Curiosity and Imagination
- Initiative/Entrepreneurialism
- Access and Analyze Information
- Effective Oral and Written Communication Skills
- Collaboration

WHOLE CHILD DEVELOPMENT

Our equity goals throughout the District lay the foundation for an increased focus on social and emotional learning (SEL) and mental health. Viewing SEL competencies through an equity lens fosters inclusive practices and promotes cultural awareness. Several purposeful changes better equip us to meet the needs of the whole child.

Whole Child Development Increases Focus on:

- | Curriculum that maintains rigor while increasing access and support for all
- | Units of study that build self and social awareness
- | Continued focus on inclusive practices
- | Small group and one on one instruction
- | Increased student choice



SOCIAL AND EMOTIONAL SKILL ENHANCEMENT

Children develop social-emotional skills and resilience through adult guidance and peer interactions. Our District team will continue to engage in the exploration and learning around enhancing student and staff social-emotional skills, well-being and resiliency. We are “more than a score.”



EQUITY AND EXCELLENCE - RESPONSIVE ENVIRONMENT

The School District of Whitefish Bay is committed to ensuring an “Exceptional Place to Learn” for all of our students. The District Focus Plan beliefs include our responsibility of “respecting the diversity of students and engaging them as individual learners.”

CURRENT RESEARCH REVEALS FOUR CRUCIAL AREAS FOR PROMOTING AND ENHANCING EXCELLENCE AND EQUITY:

- | Effective Instruction
- | Student-Teacher Relationships
- | Family and Community Engagement
- | School and Instructional Leadership

We strive to ensure all students are full members of the universally designed school community through facilitating flexible structures and individual resources where students are able to work toward common content standards within the same curricular topics. This is achieved through school-wide implementation of the Equitable Multi-Tiered System of Support framework for both academic and social/behavioral functioning.

Currently we are engaged in several priorities to move the District’s belief and vision into action. For additional information regarding our work in these four focus areas, please visit our District Equity and Excellence website at www.wfbschools.com/district/dolee.cfm.

WFB School Districts’s Equitable Multi-Level Systems of Support



- Professional Learning Community, Building Leadership Teams
- Teacher, Family, Counselor, Interventionist, School Psychologist
- Literacy Coaches, IRC, PBIS Coaches, Collaboration Coaches, ELL Teacher
- Problem Solving Support Teams, PBIS Teams

District Technology Goals 2017-2020:

- 1 Provide the school community with reliable infrastructure and equitable access to technology resources and devices for teaching, learning, and productivity.
- 2 Ensure that sound data governance policies and procedures are developed and implemented to ensure the privacy, safety, and security of confidential data sets.
- 3 Define and integrate the Global, Media, and Digital Literacy competencies into the curriculum to ensure students develop the necessary competencies to be successful in our global society.
- 4 Ensure teaching practices integrate the competencies and/or the seven thriving dispositions.



TECHNOLOGY RESOURCES

Through the thoughtful use of technology, students become media creators, not just consumers, and learn to reflect and provide feedback through video. Each building's Library Media Specialist is working with team members to integrate a two-year infusion of more devices, using technology meaningfully to extend, enhance, and engage learning.

RICHARDS & CUMBERLAND

2:1 Overall Technology Device Ratio

Use of online video reflection to express learning, reach an authentic audience, and provide feedback to peers

Makerspace materials incorporate critical thinking, coding, and creativity

MIDDLE SCHOOL

2:1 Overall Ratio - Moving to 1:1

1:1 6th grade - allows students to take ownership of learning

New computer science and business courses - problem solving, digital citizenship, digital skills

HIGH SCHOOL

2:1 Overall Device Ratio

Media creation applications in courses - stop motion, podcasting, video creation

Student Tech Team repair and setup devices

“Game changer! Allows so much more flexibility with curriculum implementation, activity possibilities, and differentiation. Allows me to be more spontaneous and responsive to student learning. Provided opportunities for efficient formative assessment that provided beneficial feedback to both me and my students. Provided more relevant learning opportunities overall.”

~ Teacher



Business Services

Shawn Yde
Director of Business Services



2018-19 BUDGET HIGHLIGHTS

The School District of Whitefish Bay has long focused on making the most of community members' investment in the schools and continues to offer exceptional educational programs, excellent co-curricular activities, well-maintained facilities, state-of-the-art instructional resources, and competitive compensation for employees.

The District has well-navigated school funding changes within Wisconsin's 2017-19 biennium budget, despite the recent fiscal challenges. A short number of years ago the increase to school district revenue was tied to the Consumer Price Index (CPI) which was approximately \$275 per pupil. For the last five years this amount has been frozen at a \$0.00 increase.

The annual budget represents the financial plan to achieve our educational objectives, in accordance with the School Board's established priorities. The budget must comply with the regulations of the State of Wisconsin and School Board policies. The budget receives initial approval from the School Board, then Whitefish Bay residents in attendance at the Annual Meeting are entitled to vote on the tax levy requested by the School Board. Finally, the adopted budget may be subject to adjustments in fall after student enrollment, state aid certification, and staffing levels are finalized.



PER-PUPIL OPERATING EXPENSE:

\$11,725 Whitefish Bay

\$13,624 Elmbrook

\$13,916 Mequon-Thiensville

\$15,544 Shorewood

\$20,994 Nicolet

District Per-Pupil Comparisons

Whitefish Bay has the lowest per-pupil operating cost among a comparison of other high achieving local districts. Our students continue to perform at the highest levels and experience high quality diverse educational and extra-curricular opportunities.



REVENUES AND EXPENDITURES MAIN SOURCES:

97.23%

of the District's revenue is from two main sources -- **58.74%** Property Tax and **38.49%** State Aid

84.73%

of the District's expenses are from two main sources -- **74.36%** from Salaries/Benefits and **10.37%** from Purchased Services

FUND BALANCE: The District maintains a general fund balance of \$11,026,948 which is 24.99% of the total expenditure budget. The School Board reviews the balance amount annually to determine the ability to fund facility maintenance without the use of referendum.

NEED FOR FUND BALANCE:

- | Provide working capital to avoid large temporary borrowings
- | Demonstrate financial stability to preserve our high bond rating
- | Minimize short-term borrowing interest costs
- | Fund unanticipated costs
- | Fund one-time, significant projects

2019-20 TAX LEVY ESTIMATE:

School district property taxes can include levies for general operations, debt service, capital expansion and community services.

\$20,999,649

General Fund Tax Levy Estimate:
3.66% increase from 2018-19

\$1,523,792

Debt Service Tax Levy Estimate:
0.72% increase from 2018-19

\$191,814

Community Service Fund Estimate:
4.38% decrease from 2018-19

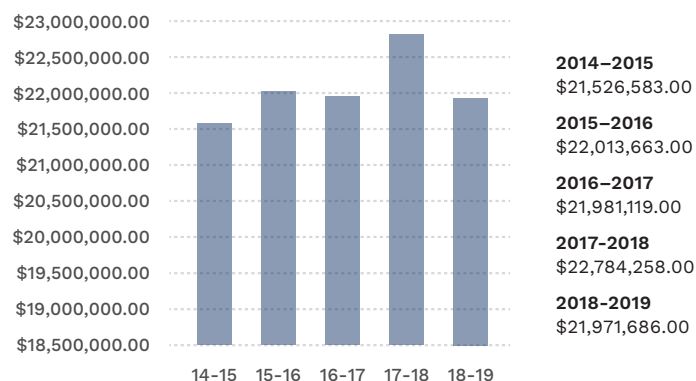
The combined 2019-20 Tax Levy: 3.38% increase

2019-20 TAX RATE ESTIMATE:

The equalized levy rate is the total property tax levy divided by the current equalized property value with the tax incremental funding (TIF) values excluded. Levy rates are shown in "mills" or property tax dollars levied per \$1,000 of value.

\$9.37/per \$1,000	\$.68/per \$1,000
General Fund	Debt Service
\$.09/per \$1,000	\$10.14/per \$1,000
Community Service	Total Mill Rate

TAX LEVY HISTORY:



2019-2020 Budget

Budget Summary - All Funds (2019-20 Proposed Expenditures, Revenue, Tax Levy, and Tax Rate)


FUND 10-GENERAL	Actual 2017-18	Budget 2018-19	Budget 2019-20
Assets at end of year (Account 700 000)	\$13,055,614	\$12,034,149	\$12,034,149
Liabilities at end of year (Account 800 000)	\$1,007,201	\$1,007,201	\$1,007,201
Fund Equity at end of year (Account 900 000)	\$12,048,413	\$11,026,948	\$11,026,948
REVENUES			
Local Sources (100)	\$0	\$0	\$0
Local Sources (200)	\$21,851,798	\$20,866,614	\$21,665,224
Interdistrict Sources (300+400)	\$149,548	\$92,440	\$37,895
Intermediate Sources (500)	\$19,070	\$4,000	\$4,000
State Sources (600)	\$11,936,329	\$13,272,705	\$12,818,364
Federal Sources (700)	\$282,051	\$216,164	\$166,302
Other Sources (800+900)	\$45,406	\$35,000	\$40,000
TOTAL REVENUES-FUND 10	\$34,284,202	\$34,486,923	\$34,731,785
EXPENDITURES			
Instructional Expenditures (Function 100 000)	\$17,017,009	\$18,757,755	\$18,547,234
Support Services (Function 200 000)	\$11,005,300	\$12,968,701	\$12,249,585
Non-Program Transactions (Function 400 000)	\$5,734,010	\$3,781,932	\$3,934,966
TOTAL EXPENDITURES-FUND 10	\$33,756,319	\$35,508,388	\$34,731,785
FUND 23-SPECIAL PROJECTS-TEACH	Actual 2017-18	Budget 2018-19	Budget 2019-20
Assets at end of year	\$0	\$0	\$0
Liabilities at end of year	\$0	\$0	\$0
Fund Equity at end of year	\$0	\$0	\$0
TOTAL REVENUES	\$0	\$0	\$0
TOTAL EXPENDITURES	\$0	\$0	\$0
FUND 27-SPECIAL EDUCATION/COOPERATIVE PROGRAMS	Actual 2017-18	Budget 2018-19	Budget 2019-20
Assets at end of year	\$0	\$0	\$0
Liabilities at end of year	\$0	\$0	\$0
Fund Equity at end of year	\$0	\$0	\$0
TOTAL REVENUES	\$4,091,693	\$5,280,564	\$5,184,999
TOTAL EXPENDITURES	\$4,091,693	\$5,280,564	\$5,184,999
FUND 39-DEBT SERVICE FUND	Actual 2017-18	Budget 2018-19	Budget 2019-20
Assets at end of year	\$321,540	\$310,165	\$305,165
Liabilities at end of year	\$0	\$0	\$0
Fund Equity at end of year	\$321,540	\$310,165	\$305,165
TOTAL REVENUES	\$1,921,201	\$1,891,794	\$1,881,736
TOTAL EXPENDITURES	\$1,924,181	\$1,903,169	\$1,886,736

FUND 40-CAPITAL PROJECTS FUND	Actual 2017-18	Budget 2018-19	Budget 2019-20
Assets at end of year	\$6,737,218	\$6,283,734	\$6,283,734
Liabilities at end of year	\$231,657	\$0	\$0
Fund Equity at end of year	\$6,505,561	\$6,283,734	\$6,283,734
TOTAL REVENUES	\$3,167,331	\$100,000	\$0
TOTAL EXPENDITURES	\$231,657	\$321,827	\$0
FUND 50-FOOD SERVICE FUND	Actual 2017-18	Budget 2018-19	Budget 2019-20
Assets at end of year	\$31,316	\$25,096	\$22,596
Liabilities at end of year	\$0	\$0	\$0
Fund Equity at end of year	\$31,316	\$25,096	\$22,596
TOTAL REVENUES	\$27,684	\$26,430	\$23,900
TOTAL EXPENDITURES	\$28,689	\$32,650	\$26,400
FUND 60-AGENCY FUND	Actual 2017-18	Budget 2018-19	Budget 2019-20
Assets at end of year	\$254,796	\$254,796	\$254,796
Liabilities at end of year	\$254,796	\$254,796	\$254,796
Fund Equity at end of year	\$0	\$0	\$0
FUND 70-TRUST FUNDS	Actual 2017-18	Budget 2018-19	Budget 2019-20
Assets at end of year	\$19,290,308	\$18,770,308	\$18,570,308
Liabilities at end of year	\$0	\$0	\$0
Fund Equity at end of year	\$19,290,308	\$18,770,308	\$18,570,308
TOTAL REVENUES	\$947,524	\$200,000	\$306,000
TOTAL EXPENDITURES	\$732,371	\$720,000	\$506,000
FUND 80-COMMUNITY SERVICES FUND	Actual 2017-18	Budget 2018-19	Budget 2019-20
Assets at end of year	\$2,790,328	\$2,650,328	\$2,650,328
Liabilities at end of year	\$470,860	\$470,860	\$470,860
Fund Equity at end of year	\$2,319,468	\$2,179,468	\$2,179,468
TOTAL REVENUES	\$1,996,679	\$1,733,602	\$1,790,814
TOTAL EXPENDITURES	\$1,629,361	\$1,873,602	\$1,790,814
TOTAL EXPENDITURES-ALL FUNDS	Actual 2017-18	Budget 2018-19	Budget 2019-20
Transfer from General Fund to Fund 27	\$42,394,271	\$45,640,200	\$44,126,734
		\$3,413,620	\$3,581,366
		\$42,226,580	\$40,545,368
TAX LEVY-GENERAL FUND	Actual 2017-18	Budget 2018-19	Budget 2019-20
General Fund	\$20,968,144	\$20,258,140	\$20,999,649
Debt Service Fund	\$1,511,377	\$1,512,944	\$1,523,792
Community Service Fund	\$304,737	\$200,602	\$191,814
Prior Year Tax Chargeback	\$0	\$0	\$0
TOTAL SCHOOL LEVY	\$22,784,258	\$21,971,686	\$22,715,255
Percentage increase - total levy from prior year			3.38%
AMT. USED FROM RESERVE (10 & 80)	\$895,201	(\$1,161,465)	\$0



Building & Grounds

Brian Chase
Director of Building & Grounds / Safety



Providing an Exceptional Place to Learn

We are committed to providing all students and staff with safe, clean, and well maintained facilities. The department provides long-range planning, energy management, safety, and community use of school facilities for the 660,000 square feet of building floor space and nearly 40 acres of grounds. Annually we support approximately 30,000 hours of co-curricular and community facility use.



Safety First

Positive partnerships with WFB Police and North Shore Fire Departments inform and prepare us for safety needs. Collaboratively developing safety protocols and staff training as well as providing assistance with drills and emergency response are some of the ways these departments support our safety initiatives.

Emergency Operations and School Safety Plans provide an organized and systematic method to mitigate, prevent, prepare for, respond to, and recover from incidents.

Raptor Visitor Management System in our schools, allows us to better screen visitors providing background checks and accounting for the 6,284 visitors to the District this year.

Safety Training and Drills help prepare our students and staff to respond in the event of an emergency. Regularly performed drills help prepare us for things such as severe weather/tornadoes, fire, and threats inside our schools. Staff safety training has included ALICE, Non-violent Crisis Intervention, and Stop the Bleed.

\$860,000 in Capital Projects

Long term planning for capital projects helps to protect the community's investment in our facilities.

- | 800 LED lighting fixtures installed at Richards
- | Concrete/asphalt section replacement at Cumberland and the Middle School
- | Tennis court repair and resurfacing at the High School and the Middle School
- | Middle School Library Media Center renovation
- | Window replacement phase 1 at Lydell Community Center
- | Fire alarm system replacement at the Middle School
- | High School turf replacement (fundraised)
- | High School Fitness Center renovations

Energy Management Program

26% Reduction in usage through the Energy Management Program



Recreation & Community Education



Carin Keland
Director of Recreation & Community Education



Proudly Serving the Community

We are committed to improving the quality of life for our residents by providing a wide variety of quality recreational, educational, cultural, and social programs for all residents and students of Whitefish Bay. Whether it's participation in a fitness class, a child attending a summer camp, or a group of seniors taking an organized trip together, recreation and community services are intended to bring together the members of the community around education, health, wellness, and lifelong learning.

The Lydell Community Center, as well as our four schools are used to host programs. Opening our school buildings after the traditional school day allows all residents to take advantage of the District's great facilities, fields, and resources through recreation and community programming.



Community Engagement

900+

Classes offered per year

7,500+

Residents from birth to senior participate

50+

High school students involved in summer Bay Volunteer Program

150+

Children enjoyed Camp Cumberland and Camp Richards weekly 2018

52+

Students annually served by Lydell Preschool



60+ Community Garden volunteers/donors

127 Students participated in the Middle School Ski and Board Club

250+

Students attended Connects Before and After School Program

86

Boys and girls grades 3-8 participated on LaCrosse Teams

- New Community Fitness Center
- New Community Garden offers outdoor learning, community volunteerism, and provides fresh vegetables and herbs to those involved
- Student activities - Learning Fair, Art Fair, Math Contest, Spelling Bee
- Summer Day Camps expanded to two full day camp options for children ages 4-14, at Cumberland and Richards Schools

“ The quality of care is 1,000% great. Very happy with all the staff, they are absolutely wonderful. ”

~ Connects Parent





Cumberland Elementary

Jayne Heffron
Principal



Embracing Learning

Grounded in nurturing well rounded people, the Cumberland community places a high value on academic achievement and the development of positive and healthy behaviors. Staff members engage in continual professional learning to foster students to reach their best potential. Staff and families alike know that all learning begins with the establishment of strong relationships and home school partnerships.

Access and Best Learning for All

Equity beliefs provide the umbrella for student experiences. Cumberland students represent 18 primary languages spoken, and 9% of students are identified with special needs. Students along a full continuum of development and skills are in general education classrooms and are exposed to grade level curriculum and standards. Additional supports are provided as called for by individual needs.

Literacy workshops provide access to all learners. Authentic reading and writing skill development is supported through collaborative activities; deep student discourse related to literature and mathematical problem solutions can be heard daily.

ACADEMIC ACHIEVEMENT HIGHLIGHTS:

88.3

overall rating and a rating of significantly exceeds expectations on the 2017-18 Wisconsin School Report Card

91%

of 1st-5th graders reading at or above grade level as measured by the Developmental Reading Assessment

89%

of 1st-5th graders met or exceeded proficiency at the District benchmark as measured by STAR



90% participation in parent/guardian teacher conferences

98% of professional staff members returned to Cumberland in the 2018-19 year

93% of 3rd graders say my teachers care about me

75% of 5th graders are members of Student Council

23 students in average class size

Weekly instruction in art, music, physical education, library, and world language

10,000

Cougar Pride tickets earned by students in 2018-19

Band and orchestra opportunities for upper grades

\$16,000

donated from PTO for staff requests and appreciation


“ I attended Cumberland and now I am in my second year at UW Oshkosh studying early childhood and special education. My teachers truly helped me foster my love of teaching. I loved going to Cumberland and I loved my teachers, so I decided to become one myself. ”

~ Alumnus



Richards Elementary

Alix Kasmarick
Principal



School Community

Richards is a strong school community, built on caring and authentic relationships. This begins with a highly collegial and collaborative staff who work closely together to build positive school culture, efficient day-to-day operations, and systems of instructional excellence. We build partnerships with families that support student physical, intellectual, social, and emotional well-being. Students take active roles in strengthening our school community through work with buddy classes, Student Council, and a variety of service projects.



Engaged, Committed Learning for All

Committed to rigor for all, team members know that teachers who love teaching teach children to love learning! A workshop model in reading and writing includes rigorous and vertically-aligned whole group instruction as well as targeted and data-driven small group and individualized instruction. Students apply strategies as authentically as possible, employing choice and building independence as readers and writers. Mathematics instruction emphasizes both computation and application in the form of modeling, discourse, and problem-solving. To the extent possible, content is integrated across disciplines so that learning is deepened and relevant.



21 students in average class size

35+

91% of professional staff members returned to Richards in the 2018-19 year

PTO committees enrich the student experience, including new offerings of First Lego League, Coding Club, and school-wide High Interest Day

92% of students report that teachers tell me exactly what I am supposed to be learning and 100% report that if I do not understand, my teachers help me

- \$3,094 and 5000+ lbs of food collected for the Annual Hunger Task Force Dinner & Food Drive
- \$7,173 raised for Leukemia and Lymphoma Pennies for Patients drive
- The Richards Way -- all 5K-5 gather for school meeting each month. Celebrations for positive behavior included Richards 90th Birthday, Escape Room, and Field Day
- Students participate in weekly music, art, physical education, library, and world language
- Orchestra and band for upper grades
- Student activities - Learning Fair, Art Fair, Math Contest, Spelling Bee

ACADEMIC ACHIEVEMENT HIGHLIGHTS:

86.8

overall score and a rating of significantly exceeds expectations on the 2017-18 Wisconsin School Report Card

81%

of 1st-5th graders reading at or above grade level as measured by the Developmental Reading Assessment

73%

of 3rd-5th students proficient or advanced in reading and 66% proficient or advanced in math as measured by the 2018 WI Forward Assessment

“ We have kind teachers who teach us good strategies for learning. They’re always here for us when we’re sad or going through tough times. I feel safe here, with all of my friends and such nice teachers. ”

~ Student



Whitefish Bay Middle School



Mike O'Connor
Principal

Matt Rose
Associate Principal

Tradition of Excellence

Since opening our doors in 1918, WFBMS continues the commitment to education and the pursuit of equity and excellence. Utilizing a workshop framework for literacy and math, we tailor instruction to the highest degree of differentiation and center learning around authentic work. The staff at WFBMS values teaching our kids how to think strategically, regardless of the content area. Nowhere is this more evident than our integrated units of study in science and social studies, where we help students to acquire the skills and habits of mind that transcend the disciplines.



Exploratory Courses

Students can explore their passions and expand their interests through our elective offerings including performing and visual arts, engineering and programming, physical education, and world language. Our selection of exploratory courses is ever-expanding. This year alone we added Digital Business, Computer Science, and Theatrics to our already-robust course catalogue.



The Student Experience is Rich and Varied

- | 71% of our students enrolled in band, choir, and orchestra
- | 80% of 8th graders enrolled in world language
- | 68 participated in forensics
- | 247 participated in cross country, basketball, volleyball, wrestling, track, and softball
- | 200+ participated in the cast and crew of *Guys and Dolls, Jr.*
- | 203 Chromebooks to 6th graders for 1:1 implementation
- | 5,792 books checked out on Sora (e-books)
- | 4,003 books checked out from the library
- | 3 coding languages offered



50+% of teachers have 10+ years in Whitefish Bay

80% of students agree or strongly agree that they feel like a real part of WFBMS

97% of parents surveyed would recommend our school to a friend

86% of 8th graders met the district benchmark in reading and 82% in mathematics on the ACT Aspire assessment

88.5 overall score and a rating of significantly exceeds expectations on the 2017-18 Wisconsin School Report Card

- 28 tons of peanut butter and jelly collected by the Student Council over the last 16 years for Feeding America's PB&J Challenge - more than any middle school in the region
- The District partnered with the PTO, the Public Education Foundation, and the community to raise tens of thousands of dollars to support the renovation of the Library Media Center

“ The middle school has opened up so many opportunities to me, and I’m grateful for the life long experiences and memories I’ve made, and the many, amazing great people and friends I’ve had the honor of meeting. ”

~ Student



Whitefish Bay High School

Amy Levek
Principal

Julie Henningson
Associate Principal



Ensuring Success of Every Student

We take great pride in offering an academic and extracurricular program that provides students the opportunity to pursue a wide variety of interests and talents. Our student body supports one another both in the classroom and outside of it, making it the norm for students to engage in classes, clubs, and sports with different groups of peers.

Culture of Duke Pride

As a result of this culture of Duke Pride, it would not be uncommon to observe a student excel in computer science, mock trial, music, and athletics all in the same year, engaging with teachers, coaches, and advisors who support and encourage their journey. By fostering an environment of voice and choice, we actively seek to equip each student with meaningful goals and plans upon graduation.



- ACT composite of 25.5 and participation rate over 99%, which exceeds the state average by more than 5 points
- AP average score of 4.01 exceeds the global average of 2.87 by nearly 1.1 points
- 22 Advanced Placement courses offered
- AVID school-wide implementation is in our third year; equipping ALL students with the knowledge and skills to be successful both in high school and beyond
- Beth Sutherland, Instructional Resource Coordinator, won the prestigious Kohl Fellowship
- PTA donated \$10,000 over the past two years for flexible furniture in the LMC

Graduates:

- | 2019 graduates plan to attend colleges and universities in 27 states and 3 countries
- | 88% have gone on to four-year colleges, and 5% have chosen two year colleges over the last three years
- | Graduates also explore gap years, enter the service, join an apprenticeship, or seek employment

Elective Coursework in the Core Content Areas

- | | |
|--------------------|-------------------|
| 10 Art | 3 Theater |
| 8 Business | 10 Music |
| 3 Computer Science | 3 PLTW Biomedical |
| 4 PLTW Engineering | 3 World Languages |

ADVANCED PLACEMENT SCORES:

	2014	2015	2016	2017	2018
Exams Completed	625	551	571	573	641
Students	308	308	292	268	327
% Tested	98%	99%	100%	98%	98%
WFB Ave.	4.07	3.95	4.10	4.09	3.85
National / Global Ave.	2.94	2.90	2.87	2.86	2.80
% Passing	93.2%	90.3%	92.1%	95.1%	88.1%

“ Please be confident that
YOU ARE changing lives. ”

~ Parent



Activities & Athletics

Jeff Worzella
Activities Director



Varsity

- **Gymnastics** won their 4th straight Division 2 State Championship and their 12th State Championship overall by setting a new state record with 145.2 points.
- **Girls soccer** completed the season as the Division 2 State Championship runner up and finished with a record of 24-1-1.
- **Girls basketball** advanced to the State Tournament for the first time since 2011 and finished the season with 23 wins, the most in school history.
- **Boys cross country** team qualified for State and finished 8th for the second consecutive year.
- **Girls swim** finished 8th at the State Tournament.
- **Girls tennis** qualified for the Team State Tournament for the first time since 2010.
- **Boys swim** won the sectional title for the first time since 2010 and finished 10th at the State Meet.
- **Girls and boys ski** teams qualified for the State Tournament for the first time in school history.
- **Snowboard** team advanced to the State Championship and placed 8th in slalom, giant slalom, and boarder cross.
- **Baseball** set a school record with 24 regular season wins and won the regional championship.
- **Football** qualified for the playoffs for the 12th consecutive year.
- **Boys soccer** team's unbeaten streak reached 45 games this season.
- **Coach Jon Schneider** was named the Journal Sentinel Girls Basketball Coach of the Year.

Athletics

Whitefish Bay High School athletics programming provides opportunities for our student athletes to compete on 29 different teams. This year, 569 students participated in at least one sport and learned the rules, skills, techniques and strategies, and competitive and cooperative attitudes of athletics. Involvement provides students the vehicle to the educational, social, and emotional development of the whole child.

569 Total Athletes

361 Student Athletes
play 1 sport - 64%

154 Student Athletes
play 2 sport - 27%

52 Student Athletes
play 3 sport - 9%

29 Sports Offered

99 Athletes named
all conference

14 seniors will continue
athletics in college



NORTH SHORE CONFERENCE CHAMPIONS

- | Girls Cross Country
- | Boys Cross Country
- | Gymnastics
- | Girls Soccer
- | Baseball

INDIVIDUAL STATE CHAMPIONS

- | Addie Gallun
Gymnastics
(All-Around, Floor, Bars)
- | Dajun Johnson
Wrestling (160 lbs)

NORTH SHORE CONFERENCE PLAYERS OF THE YEAR

- | Ellie Clements
Girls Basketball
- | Dajun Johnson
Wrestling
- | Addie Gallun
Gymnastics

“I will forever have the fondest memories of having coached so many talented student athletes at Bay for the past 30 years. Their dedication to our schools and athletic programs are the top in the state.”


~ Coach

2019 Annual Bulletin



Activities & Athletics

Jeff Worzella
Activities Director



Activities

Rich and varied extracurricular activities are an integral part of the Whitefish Bay High School experience as they provide students the opportunity to apply skills in authentic contexts to promote the exploration of career opportunities, and foster the development of the whole child.



Get Involved: Explore, Lead, Serve

- | 58 total activities
- | 11 new clubs this year
- | 11 compete academically
- | 9 perform
- | 7 provide leadership & service
- | 3 publish
- | 2 compete at club level

“WFBHS gave me an opportunity to try a variety of activities. Freshman year I did: Student Council, Best Buddies, French Club, Softball, Ski Team, and more. By senior year, I was a Freshman Mentor, a captain for Ski Team, and Student Council President. All of these activities taught me life-long lessons and allowed me to meet and work with great groups of people.”

~ Student



- **Debate Team** won the State Championship in Public Forum Debate.
- **Math Team** placed 2nd in the North Shore Conference Math Meet.
- **Mock Trial Team** finished 2nd at State; the best finish in school history.
- **Future Health Professionals (HOSA)** had 11 members advance to the State Leadership Conference and six students qualify for the International HOSA Competition.
- **Rock Climbing Team** placed 8th at State.
- **Yearbook Staff** was named a 2018 Josten's National Yearbook Program of Excellence.
- **Bay Gives Back** collected 7,000 lbs of food for Riverwest Food Pantry, 2,000 items for local, non-profit, social-services organizations, ran two blood drives that collected over 70 units of blood, and ran a gift drive that supported over 275 needy students.
- **Ultimate Frisbee Team** qualified for their first State Tournament and was awarded the state “Spirit Award.”
- **Theater Program** produced three outstanding, powerful, and thrilling plays this year: *The Diary of Anne Frank*, *Chicago: High School Edition*, and *You Can't Take It With You*.
- *Chicago High School Edition* received several Jerry Awards.
- **Robotics Team** was awarded the Control Award at Regional.
- **Student Council** activities included the Homecoming Dance, Winter Formal, Bay Film Festival, Secret Pal, and 1st Annual Movie Night for the Community as a Pathfinders fundraiser.
- **Model UN Club** won awards for portrayal and research essays both on special and main committees at the High School Model United Nations Conference.



Whitefish Bay

SCHOOL DISTRICT

Whitefish Bay Schools #1
1200 East Fairmount Avenue
Milwaukee, WI 53217

NON-PROFIT
U.S. POSTAGE
PAID
MILWAUKEE, WI
PERMIT NO. 3859

AGENDA FOR BUDGET HEARING AND ANNUAL MEETING

Wednesday, September 4, 2019

Whitefish Bay High School
Auditorium
1200 E. Fairmount Ave.



Whitefish Bay

SCHOOL DISTRICT

STATE OF THE DISTRICT ADDRESS – 7:00 P.M. BUDGET HEARING - 7:15 P.M.

1. Call to order by School Board President.
2. Distinction Between the Role of the School Board in Adopting the Budget Compared to the Role of the Electors in Adopting the Tax Levy.
3. Presentation of the Proposed Budget.
4. Discussion and Questions Concerning the Proposed Budget.
5. Action by the School Board to Adopt the 2019-20 Budget.

ANNUAL MEETING IMMEDIATELY FOLLOWING THE BUDGET HEARING

1. Call to Order by School Board President.
2. Verification of Published Notice of Meeting by School Board Clerk.
3. Introduction of School Board Members and Administration.
4. Election of Chairperson for Annual Meeting.
5. Adopt Rules Governing the Annual Meeting.
6. Approval of the Agenda.
7. Reading of Minutes of Last Annual Meeting.
8. Presentation of the Treasurer's Report.
9. Annual Tax Levy.
10. Salaries of School Board Members.
11. Expenses for Travel of Board Members Outside of the District for Duties of the District.
12. Authorization to Lease Facilities.
13. Designate 2020 Annual Meeting Date and Authorize 2020 Annual Meeting to Begin Immediately Following the Budget Hearing.
14. Motion to Adjourn.